



















	TECHNICAL INFORMATION	TEST METHOD	ATRAFLOOR
	Total Thickness	EN 428	2.5mm
	Thickness Wear layer	EN 429	0.5mm
	Roll Width	EN 426	140cm
	Roll Length	EN 426	Up to 23m
	Total Weight	EN 430	1950g/m ²
	Slip Resistance	DIN 551130	R10
	Slip Resistance	BS 7976-2 PTV (Dry)	66 PTV (Low risk)
	Slip Resistance	BS 7976-2 PTV (Wet)	37 PTV (Low risk)
	Slip Resistance	EN 13893	CLASS DS
	Castor Chair Continuous Use	EN 425	SUPERIOR (Suitable for office environments)
	Reaction to Fire	EN 13501-1	Bfl-s1
	PRODUCT FEATURES		ATRAFLOOR
	Price per m ²		£49
	Durability		Heavy traffic
	Product Expected Lifespan		Minimum 10 years
	Print Quality		Excellent
	Domestic Use		Yes
	Commercial Use		Yes
	Slip Resistant		Yes
	100% Waterproof		Yes
	Kitchen & Bathroom		Yes
	Easy to Clean		Yes

Cleaning and Maintenance

Atrafloor has a strong protective finish that makes cleaning and maintenance easy.

After installation

- Clean the floor with a water soluble soap cleaner solution (typical dilution 250ml soap cleaner : 5 litres water)
- Pick up dirty water with a wiper and mop or water vacuum
- Allow the floor to dry

Regular Cleaning

- Wipe with a dust mop and dust cloth or vacuum the floor
- Remove spots with a damp cloth or wash as required with a soluble cleaner solution (typical dilution 250ml soap cleaner : 5 litres water)

Periodic Cleaning (typically once or twice per year)

- Clean with a soluble soap cleaner solution (typical dilution 250ml soap cleaner : 5 litres water)
- Pick up dirty water with a wiper and mop or water vacuum
- Allow the floor to dry